



High-Performance Management Forum Amsterdam 2008

Performance Analysis Report Sprints and Hurdles Events

Project Leader:

Mikael Norman

Swedish Athletics Federation (SFIF)

Research & Data Processing:

Joakim Norman

General Comments

The following tables and figures present the findings of the performance analysis in the sprint and hurdles events.

For a better understanding please use the following list of abbreviations and comments.

WBL / EBL (World Best List, European Best List)

- Positions 1, 3, 8, 20
- Number of countries in the Top 20
- Number of Europeans in the Top 20
- Mean age of the Top 20 performers in the world
- Mean age of the Europeans in the Top 20

OG / WC / EC (Olympic Games, World Championships, European Championships)

- Positions 1, 3, 8 and the result necessary to make the final (N=8)
- Number of Europeans in the final (N=8)
- Number of European medallists
- Number of SB / PB / NR / AR or WR done in the final (N=8)
- Number of athletes who took part in the previous major event

Note 1: Position 8 should preferably not be used in comparison, since they are commonly marked DNF or DSQ, or because the athlete might have given up the race.

Note 2: If the result for position 8 was DNF or DSQ, the result in the diagram has been replaced with the time needed to reach the final.

Note 3: There were problems finding results for more than the 8:th best (=the final) on the internet for results made before 2000.

Juniors

The tables for the juniors follow the same structure.

Individual performance trends 2008

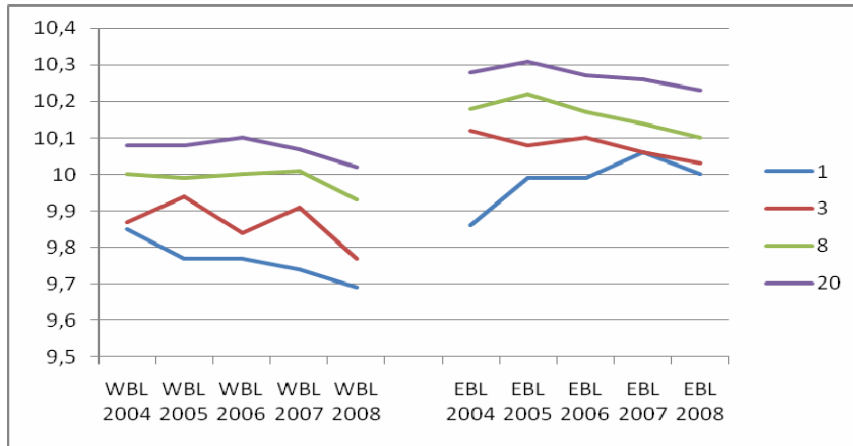
The eight athletes are selected in two events; 200m and 100/110m hurdles. The world leader compared with the best from Europe according to WTL.

The table shows the number of races in 2008 both indoors and outdoors, the number of competitions in a range of 2 % from the SB and whether the athlete made the Olympic final.

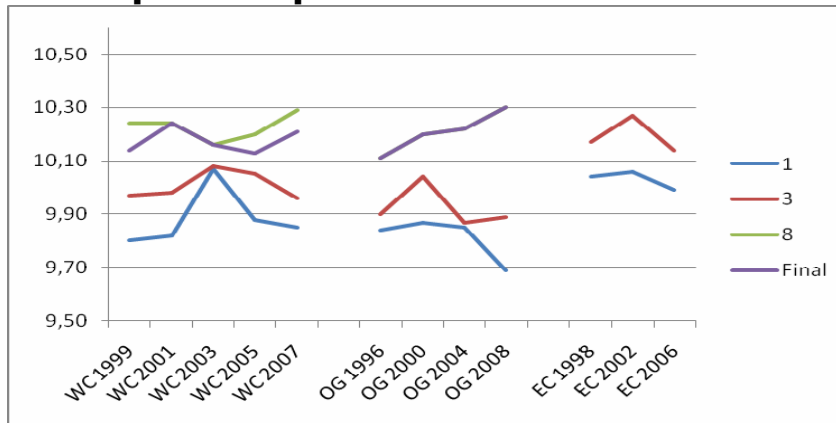
Men – 100 metres

SENIORS	1	3	8	20	No countries	No European	Mean age world	Mean Age E
WBL 2004	9,85	9,87	10,00	10,08	6	1	25,3	26
WBL 2005	9,77	9,94	9,99	10,08	8	3	24,75	26,6
WBL 2006	9,77	9,84	10,00	10,10	10	4	24,75	26,25
WBL 2007	9,74	9,91	10,01	10,07	9	3	25,45	27,67
WBL 2008	9,69	9,77	9,93	10,02	6	2	24,35	27
EBL 2004	9,86	10,12	10,18	10,28	11			25,8
EBL 2005	9,99	10,08	10,22	10,31	7			27,5
EBL 2006	9,99	10,10	10,17	10,27	11			26,25
EBL 2007	10,06	10,06	10,14	10,26	11			25,15
EBL 2008	10,00	10,03	10,10	10,23	10			25,05
	1	3	8	Final	No E	Medal E	Number PB	Number last time
WC 1999	9,80	9,97	10,24	10,14	2	1	3	3
WC 2001	9,82	9,98	DQ	10,24	2	0	4	5
WC 2003	10,07	10,08	DQ	10,16	0	0	1	4
WC 2005	9,88	10,05	10,20	10,13	1	0	1	4
WC 2007	9,85	9,96	10,29	10,21	2	0	2	1
OG 1996	9,84	9,90	DSQ	10,11	1	0	2	3
OG 2000	9,87	10,04	DNF	10,20	2	0	1	3
OG 2004	9,85	9,87	DNF	10,22	1	1	1	1
OG 2008	9,69	9,89	10,30	10,30	0	0	5	3
EC 1998	10,04	10,17	10,36					1
EC 2002	10,06	10,27	DQ					2
EC 2006	9,99	10,14	10,38	10,40			4	2

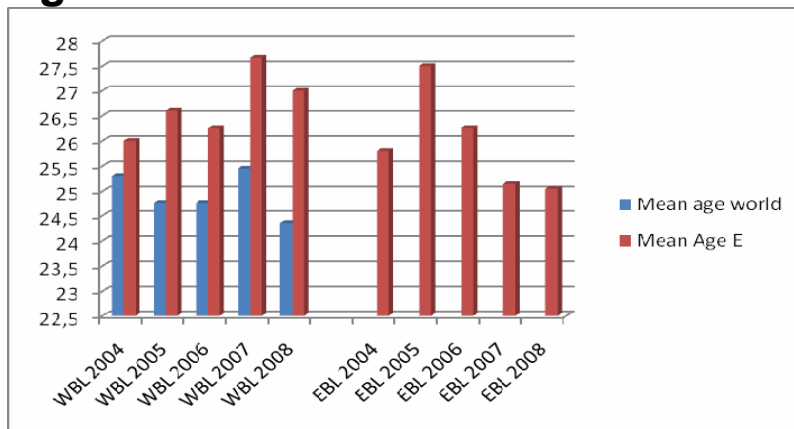
Best lists



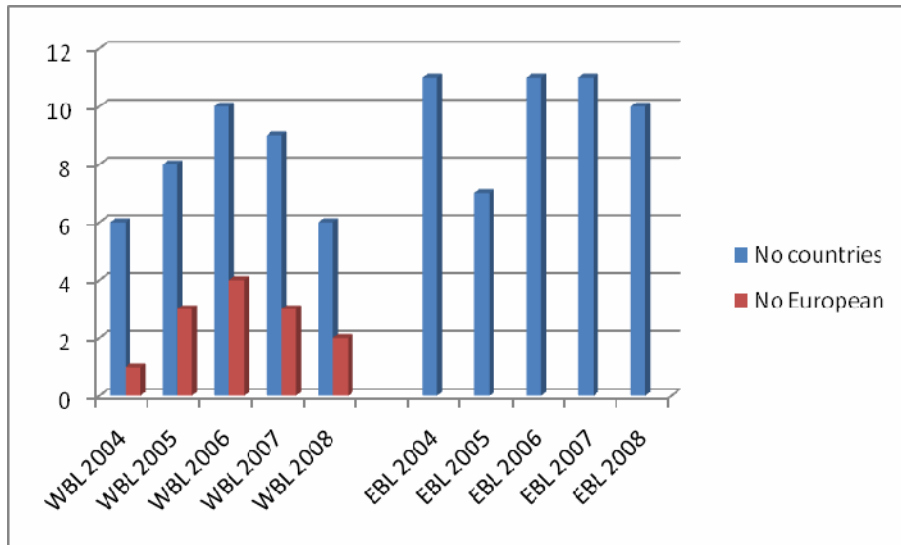
Championships



Age



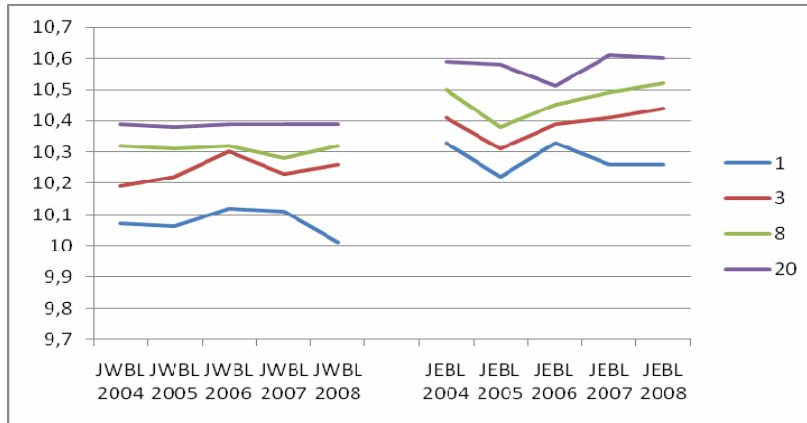
Countries



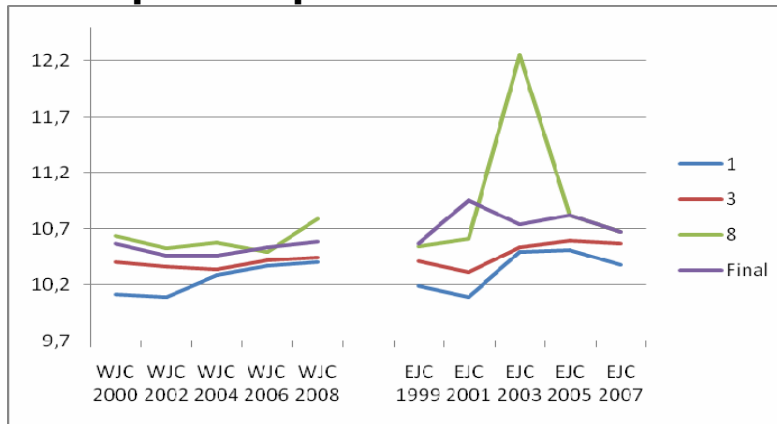
JUNIORS

	1	3	8	20	No countries	No European	
JWBL 2004	10,07	10,19	10,32	10,39	13	2	
JWBL 2005	10,06	10,22	10,31	10,38	11	8	
JWBL 2006	10,12	10,3	10,32	10,39	9	3	
JWBL 2007	10,11	10,23	10,28	10,39	10	2	
JWBL 2008	10,01	10,26	10,32	10,39	9	2	
JEBL 2004	10,33	10,41	10,5	10,59	10		
JEBL 2005	10,22	10,31	10,38	10,58	6		
JEBL 2006	10,33	10,39	10,45	10,51	13		
JEBL 2007	10,26	10,41	10,49	10,61	7		
JEBL 2008	10,26	10,44	10,52	10,60	13		
					No		
	1	3	8	Final	E	Medal E	Number PB
WJC 2000	10,12	10,4	10,64	10,57	2	1	3
WJC 2002	10,09	10,36	10,53	10,46	0	0	2
WJC 2004	10,29	10,34	10,58	10,46	2	0	1
WJC 2006	10,37	10,42	10,5	10,54	2	1	2
WJC 2008	10,4	10,45	10,79	10,59	1	0	0
EJC 1999	10,19	10,41	10,55	10,57			
EJC 2001	10,09	10,31	10,61	10,96			
EJC 2003	10,50	10,54	12,25	10,74			
EJC 2005	10,51	10,60	DNS	10,82			
EJC 2007	10,38	10,57	DSQ	10,67			

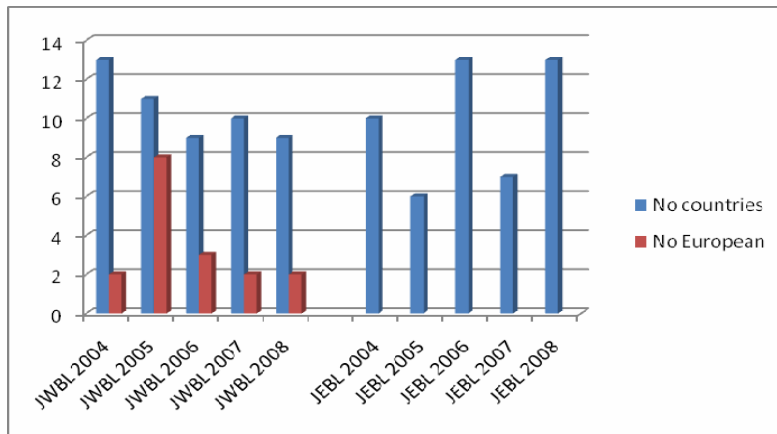
Junior best lists



Championships



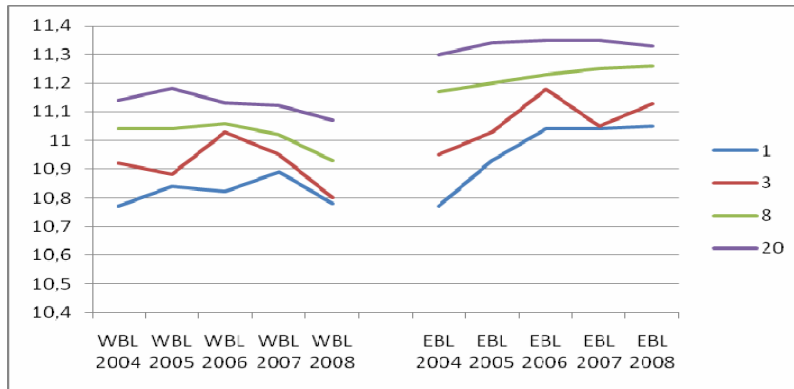
Countries



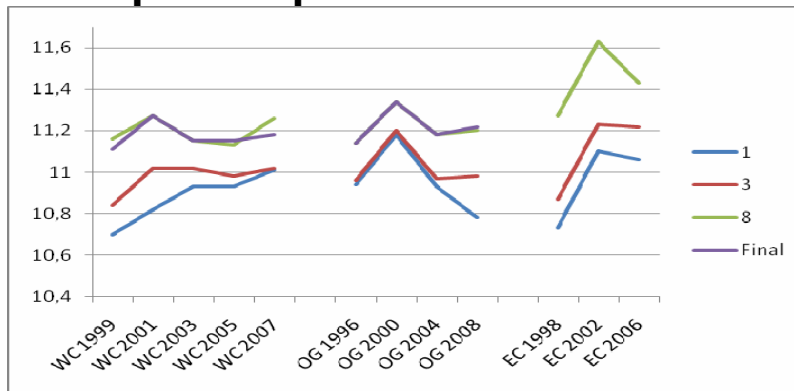
Women – 100 metres

SENIORS	1	3	8	20	No countries	No European	Mean age world	Mean Age E
WBL 2004	10,77	10,92	11,04	11,14	11	6	26,1	28,33
WBL 2005	10,84	10,88	11,04	11,18	12	6	25,15	26,66
WBL 2006	10,82	11,03	11,06	11,13	7	2	23,65	25,5
WBL 2007	10,89	10,95	11,02	11,12	7	4	25,9	26,75
WBL 2008	10,78	10,80	10,93	11,07	6	2	24,45	26
EBL 2004	10,77	10,95	11,17	11,3	12			27,65
EBL 2005	10,93	11,03	11,20	11,34	9			27,35
EBL 2006	11,04	11,18	11,23	11,35	10			29
EBL 2007	11,04	11,05	11,25	11,35	9			27,75
EBL 2008	11,05	11,13	11,26	11,33	11			26,35
	1	3	8	Final	No E	Medal E	Number PB	Number last time
WC 1999	10,7	10,84	11,16	11,11	3	1	3	4
WC 2001	10,82	11,02	DQ	11,27	2	2	2	5
WC 2003	10,93	11,02	DQ	11,15	3	1	5	4
WC 2005	10,93	10,98	11,13	11,15	2	1	2	4
WC 2007	11,01	11,02	11,26	11,18	2	0	3	3
OG 1996	10,94	10,96	11,14	11,14	3	0	0	4
OG 2000	11,18	11,20	DQ	11,34	1	0	0	4
OG 2004	10,93	10,97	11,18	11,18	2	1	1	1
OG 2008	10,78	10,98	11,20	11,22	0	0	2	3
EC 1998	10,73	10,87	11,27					4
EC 2002	11,10	11,23	11,63					1
EC 2006	11,06	11,22	11,43	11,41			1	1

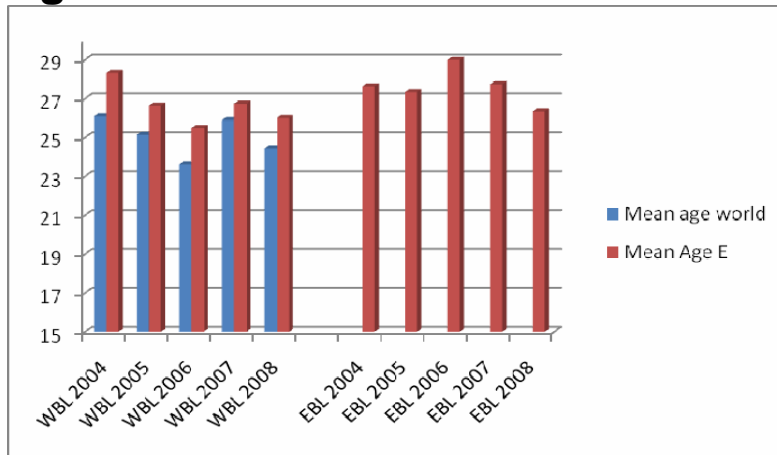
Best lists



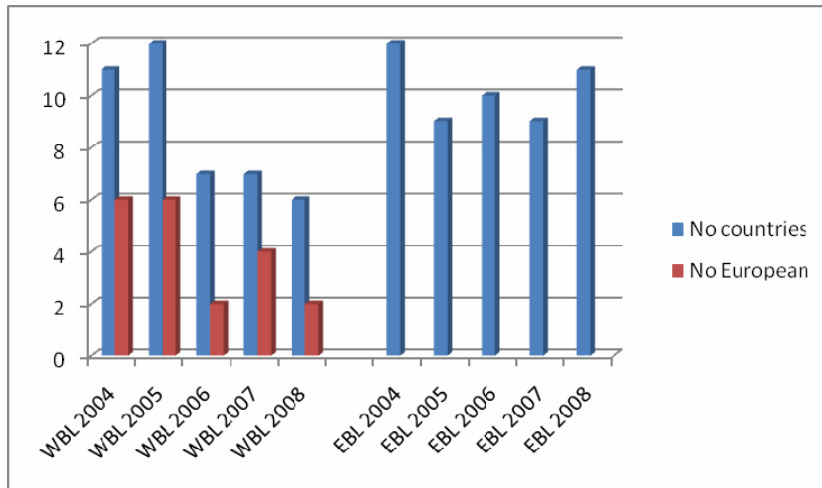
Championships



Age



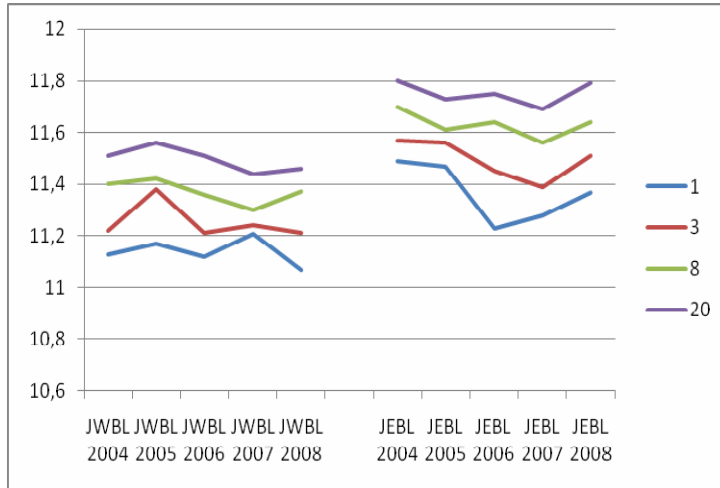
Countries



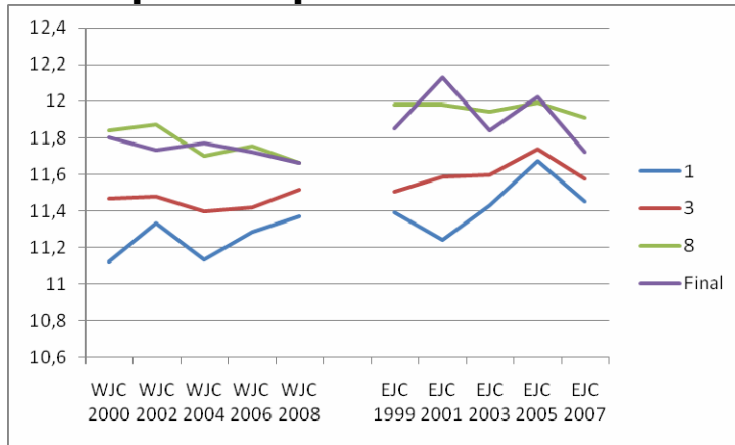
JUNIORS

	1	3	8	20	No countries	No European	
JWBL 2004	11,13	11,22	11,4	11,51	9	2	
JWBL 2005	11,17	11,38	11,42	11,56	13	2	
JWBL 2006	11,12	11,21	11,36	11,51	8	4	
JWBL 2007	11,21	11,24	11,3	11,44	8	4	
JWBL 2008	11,07	11,21	11,37	11,46	9	2	
JEBL 2004	11,49	11,57	11,70	11,80	12		
JEBL 2005	11,47	11,56	11,61	11,73	12		
JEBL 2006	11,23	11,45	11,64	11,75	13		
JEBL 2007	11,28	11,39	11,56	11,69	10		
JEBL 2008	11,37	11,51	11,64	11,79	13		
	1	3	8	Final	No E	Medal E	Number PB
WJC 2000	11,12	11,47	11,84	11,8	3	1	3
WJC 2002	11,33	11,48	11,87	11,73	1	0	2
WJC 2004	11,13	11,40	11,70	11,77	2	0	3
WJC 2006	11,28	11,42	11,75	11,72	4	1	0
WJC 2008	11,37	11,52	DNS	11,66	3	1	0
EJC 1999	11,39	11,51	11,98	11,85			
EJC 2001	11,24	11,59	11,98	12,13			
EJC 2003	11,43	11,60	11,94	11,84			
EJC 2005	11,67	11,74	11,99	12,02			
EJC 2007	11,45	11,58	11,91	11,72			

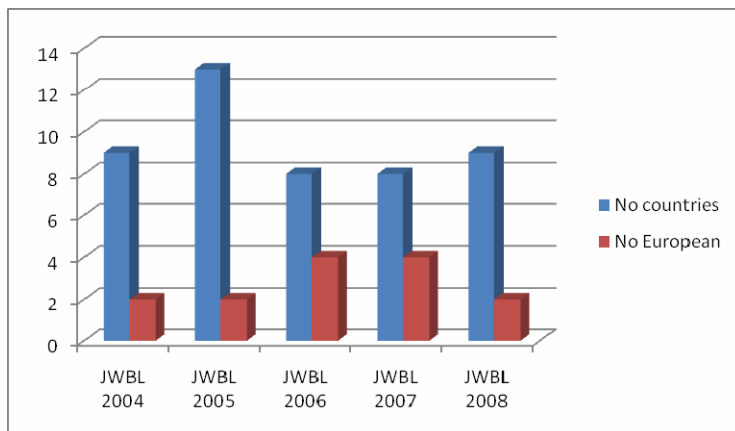
Junior best lists



Championships



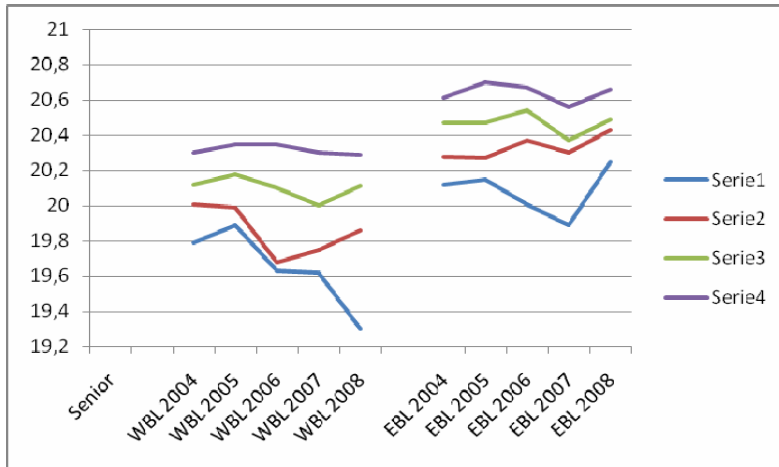
Countries



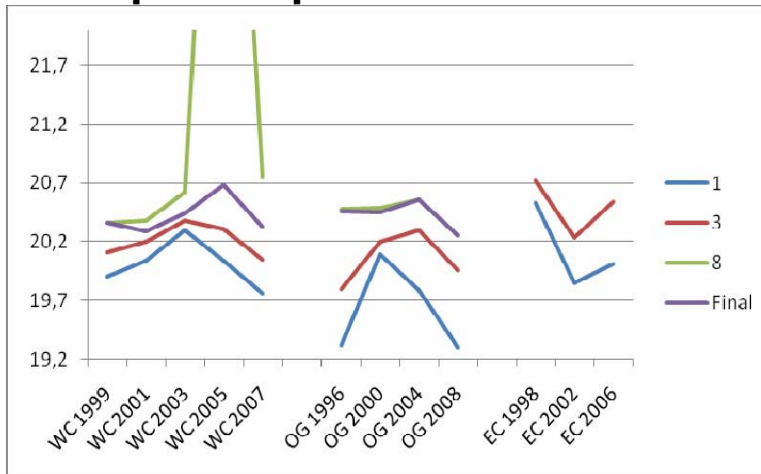
Men – 200 metres

SENIORS	1	3	8	20	No countries	No European	Mean age world	Mean Age E
WBL 2004	19,79	20,01	20,12	20,30	10	4	25,05	25,25
WBL 2005	19,89	19,99	20,18	20,35	9	3	24	25
WBL 2006	19,63	19,68	20,10	20,35	6	2	24,15	27,5
WBL 2007	19,62	19,75	20,00	20,30	9	3	25,4	25
WBL 2008	19,30	19,86	20,11	20,29	9	1	25,2	29
EBL 2004	20,12	20,28	20,47	20,61	12			24,85
EBL 2005	20,15	20,27	20,47	20,7	11			24
EBL 2006	20,01	30,37	20,54	20,67	14			25,4
EBL 2007	19,89	20,3	20,37	20,56	15			24,9
EBL 2008	20,25	20,43	20,49	20,66	15			25,6
	1	3	8	Final	No E	Medal E	Number PB	Number last time
WC 1999	19,9	20,11	DNS	20,36	2	0	2	3
WC 2001	20,04	20,20	20,38	20,29	3	1	1	2
WC 2003	20,30	20,38	20,62	20,44	1	0	0	1
WC 2005	20,04	20,31	26,27	20,68	1	0	1	3
WC 2007	19,76	20,05	20,75	20,33	1	0	2	3
OG 1996	19,32	19,8	20,48	20,46	1	0	4	2
OG 2000	20,09	20,20	20,49	20,45	3	2	1	2
OG 2004	19,79	20,30	DNS	20,56	1	0	2	2
OG 2008	19,30	19,96	DQ	20,25	1	0	1	3
EC 1998	20,53	20,72	DQ					1
EC 2002	19,85	20,24	DNF					0
EC 2006	20,01	20,54	20,94	20,82			3	1

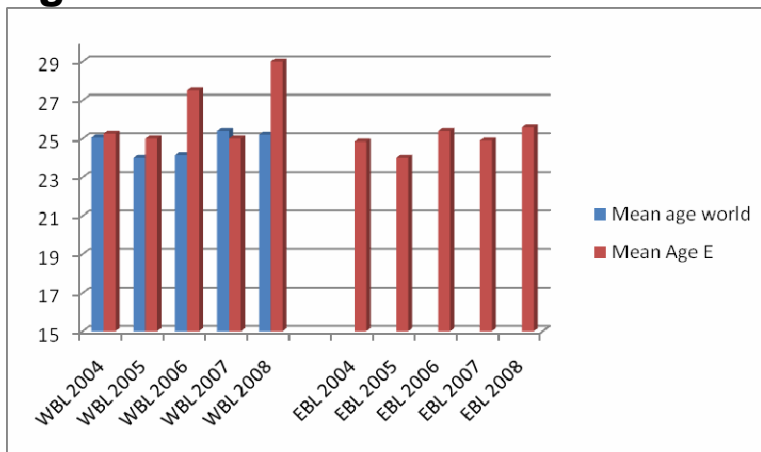
Best lists



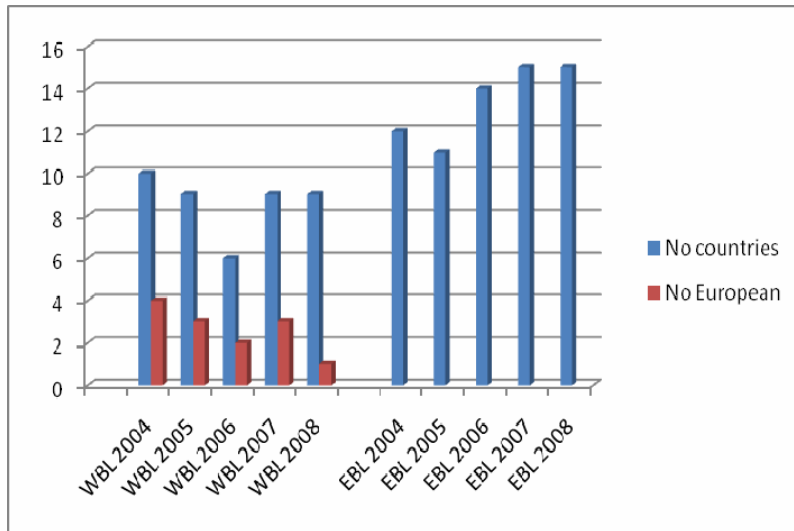
Championships



Age



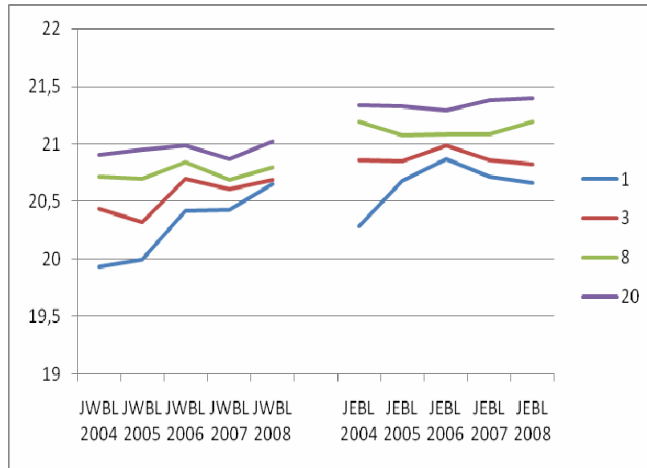
Countries



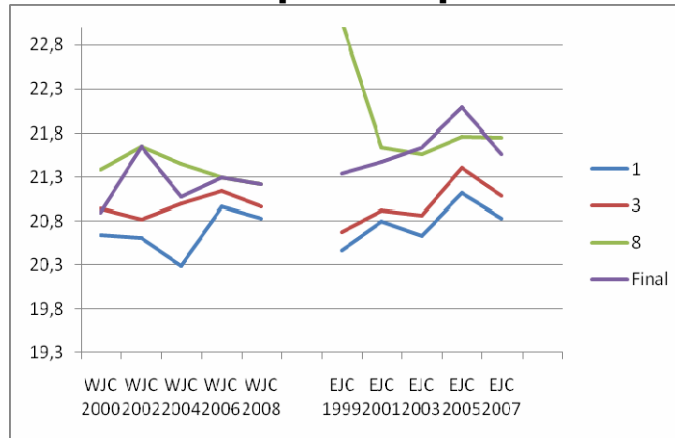
JUNIORS

	1	3	8	20	No countries	No European	
JWBL 2004	19,93	20,44	20,72	20,91	11	5	
JWBL 2005	19,99	20,32	20,70	20,95	8	4	
JWBL 2006	20,42	20,70	20,84	20,99	9	2	
JWBL 2007	20,43	20,61	20,69	20,87	11	3	
JWBL 2008	20,65	20,69	20,80	21,02	9	3	
JEBL 2004	20,28	20,86	21,19	21,34	11		
JEBL 2005	20,68	20,85	21,07	21,33	14		
JEBL 2006	20,87	20,99	21,08	21,29	11		
JEBL 2007	20,72	20,86	21,08	21,38	10		
JEBL 2008	20,66	20,83	21,19	21,40	11		
	1	3	8	Final	No E	Medal E	Number PB
WJC 2000	20,64	20,94	21,38	20,90	4	2	0
WJC 2002	20,61	20,82	DNF	21,65	2	0	1
WJC 2004	20,28	21,00	21,45	21,07	3	1	1
WJC 2006	20,96	21,14	DQ	21,29	5	2	2
WJC 2008	20,83	20,96	21,22	21,22	2	2	1
EJC 1999	20,46	20,67	23,07	21,34			
EJC 2001	20,80	20,92	21,64	21,47			
EJC 2003	20,63	20,86	21,56	21,64			
EJC 2005	21,12	21,41	21,76	22,09			
EJC 2007	20,83	21,08	21,75	21,56			

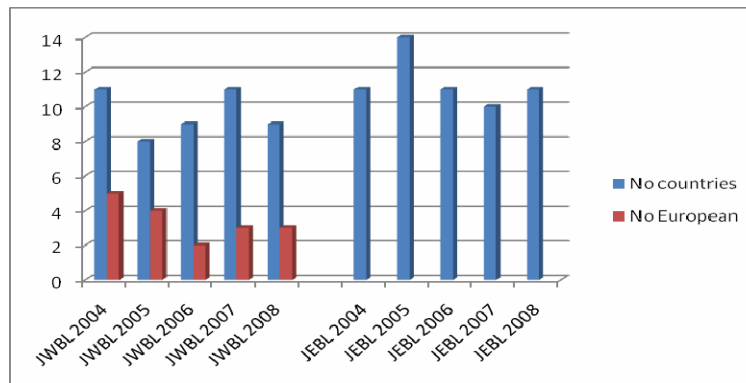
Junior best listss



Junior championships



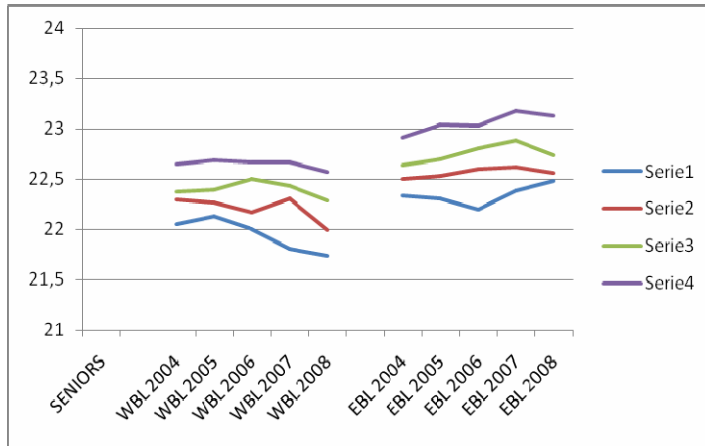
Countries



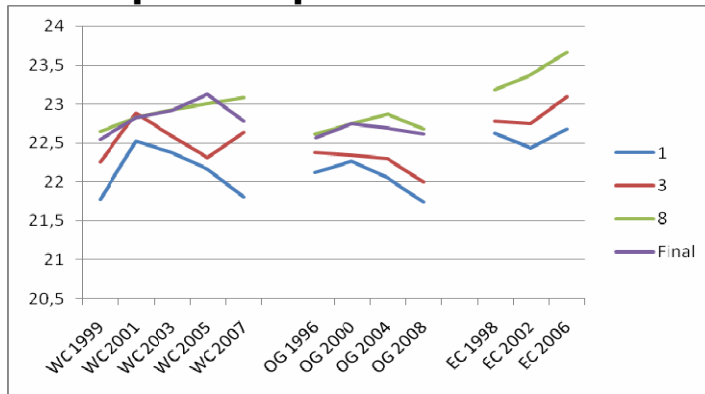
Women – 200 metres

SENIORS	1	3	8	20	No countries	No European	Mean age world	Mean Age E
WBL 2004	22,05	22,3	22,37	22,65	9	8	24,65	26
WBL 2005	22,13	22,27	22,39	22,69	7	7	25,35	27,7
WBL 2006	22,00	22,17	22,50	22,67	7	4	24,45	25,75
WBL 2007	21,81	22,31	22,43	22,67	9	3	25,3	25,67
WBL 2008	21,74	21,99	22,29	22,57	5	4	24,25	25
EBL 2004	22,34	22,50	22,64	22,91	10			27,55
EBL 2005	22,31	22,53	22,70	23,04	8			25,95
EBL 2006	22,20	22,60	22,81	23,03	9			27,1
EBL 2007	22,38	22,62	22,88	23,18	10			25,45
EBL 2008	22,48	22,56	22,74	23,13	9			25,65
	1	3	8	Final	No E	Medal E	Number PB	Number last time
WC 1999	21,77	22,26	22,64	22,54	1	0	3	1
WC 2001	22,52	22,88	DQ	22,82	1	0	0	2
WC 2003	22,38	22,59	DQ	22,92	5	2	1	1
WC 2005	22,16	22,31	23,00	23,13	2	1	1	3
WC 2007	21,81	22,63	23,08	22,78	0	0	2	3
OG 1996	22,12	22,38	22,61	22,56	2	1	0	4
OG 2000	22,27	22,35	DQ	22,74	1	0	7	2
OG 2004	22,05	22,30	22,87	22,69	3	0	3	0
OG 2008	21,74	22,00	22,68	22,61	0	0	4	3
EC 1998	22,62	22,78	23,18					2
EC 2002	22,43	22,75	23,37					1
EC 2006	22,68	23,09	23,66	23,79			0	1

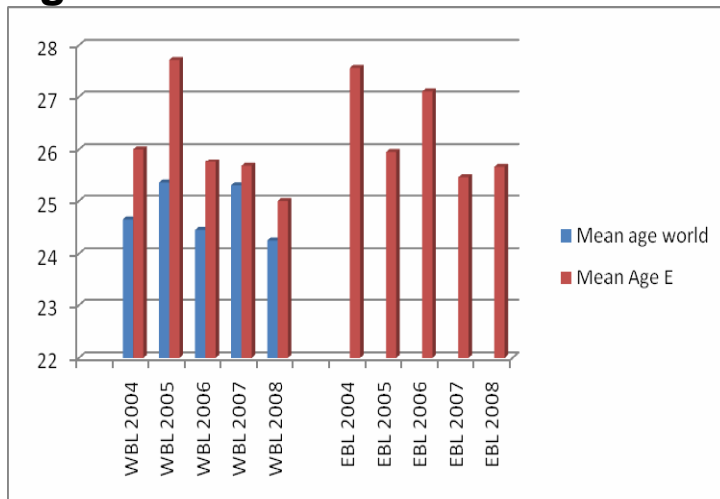
Best listss



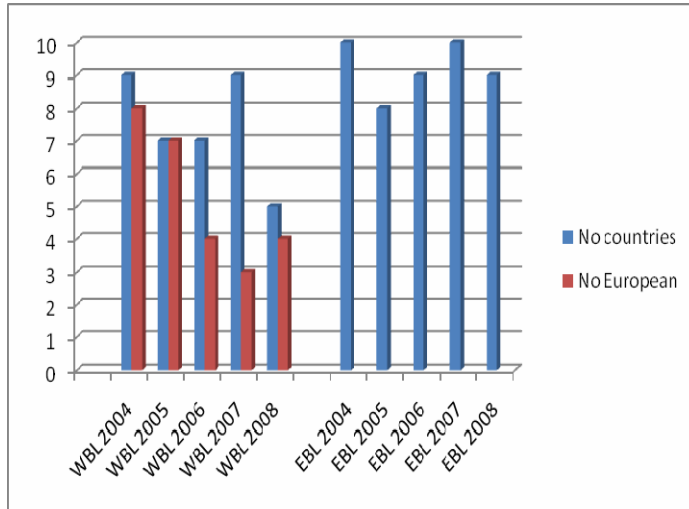
Championships



Age



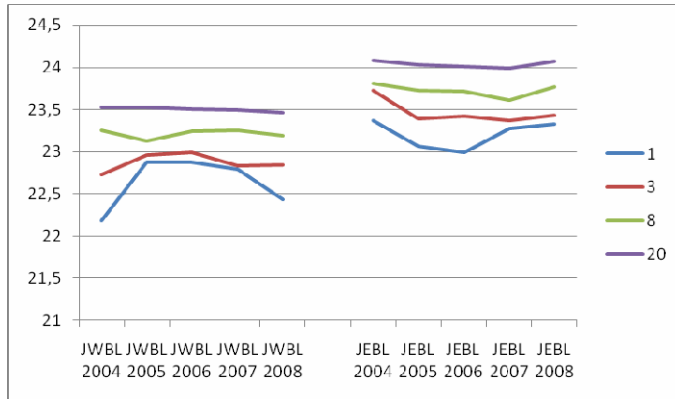
Countries



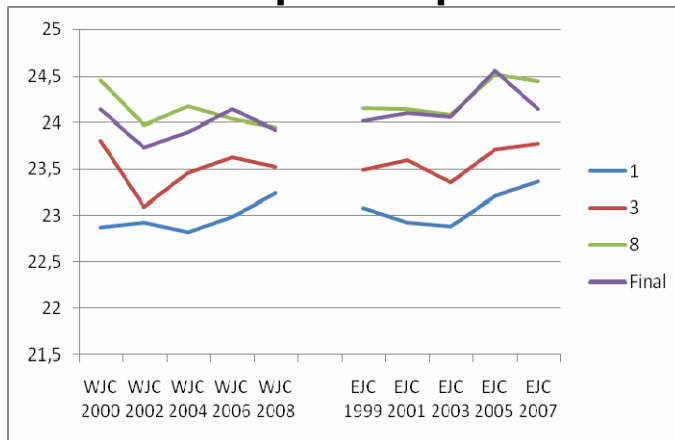
JUNIORS

	1	3	8	20	No countries	No European	
JWBL 2004	22,18	22,73	23,26	23,52	6	1	
JWBL 2005	22,88	22,96	23,13	23,52	10	3	
JWBL 2006	22,88	22,99	23,25	23,50	9	3	
JWBL 2007	22,79	22,84	23,26	23,49	10	5	
JWBL 2008	22,43	22,85	23,19	23,46	8	4	
JEBL 2004	23,37	23,73	23,81	24,08	12		
JEBL 2005	23,06	23,39	23,73	24,03	13		
JEBL 2006	22,99	23,43	23,72	24,01	10		
JEBL 2007	23,27	23,37	23,61	23,99	10		
JEBL 2008	23,33	23,44	23,77	24,07	12		
	1	3	8	Final	No E	Medal E	Number PB
WJC 2000	22,87	23,81	24,46	24,14	5	1	1
WJC 2002	22,93	23,09	23,97	23,73	3	1	3
WJC 2004	22,82	23,46	24,17	23,90	2	0	2
WJC 2006	22,99	23,63	24,03	24,14	2	2	4
WJC 2008	23,24	23,52	23,95	23,92	2	0	0
EJC 1999	23,08	23,49	24,15	24,01			
EJC 2001	22,93	23,60	24,14	24,10			
EJC 2003	22,88	23,36	24,08	24,06			
EJC 2005	23,21	23,71	24,52	24,56			
EJC 2007	23,37	23,78	24,45	24,14			

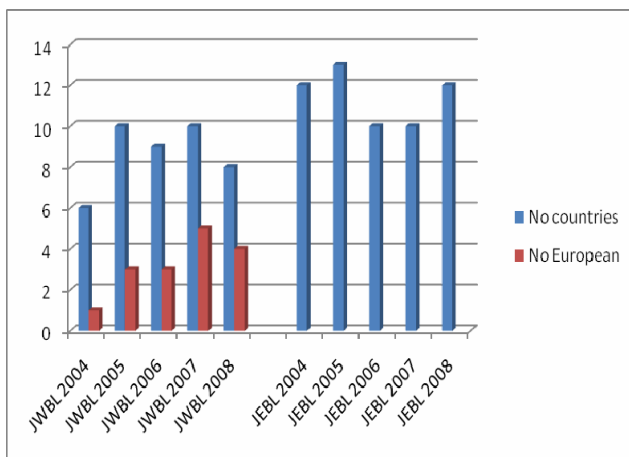
Junior best lists



Junior championships



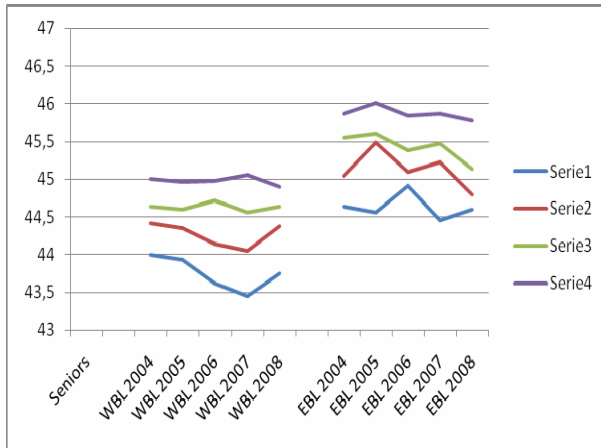
Countries



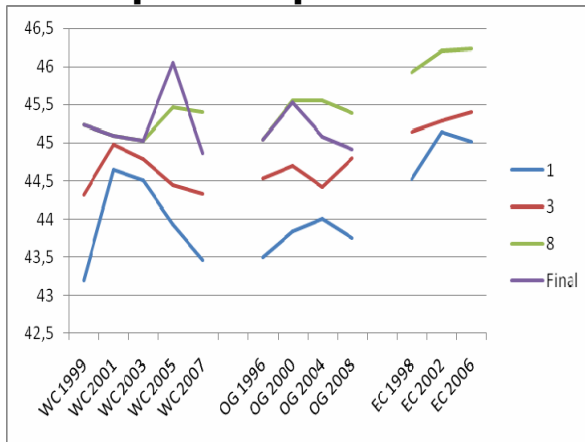
Men – 400 metres

Seniors	1	3	8	20	No countries	No European	Mean age world	Mean Age E
WBL 2004	44,00	44,42	44,64	45,00	8	2	23,65	24
WBL 2005	43,93	44,35	44,6	44,96	9	1	23,9	23
WBL 2006	43,62	44,14	44,71	44,98	9	2	24,65	27
WBL 2007	43,45	44,05	44,56	45,05	10	2	25,8	25,5
WBL 2008	43,75	44,38	44,64	44,9	12	4	22,8	23,5
EBL 2004	44,64	45,04	45,55	45,86	9			26,3
EBL 2005	44,56	45,49	45,6	46,01	12			24,55
EBL 2006	44,91	45,09	45,38	45,84	10			24,8
EBL 2007	44,46	45,23	45,47	45,86	10			23,85
EBL 2008	44,60	44,79	45,13	45,78	10			24,05
	1	3	8	Final	No E	Medal E	Number PB	Number last time
WC 1999	43,18	44,31	DQ	45,24	2	0	3	5
WC 2001	44,64	44,98	DQ	45,1	2	1	0	3
WC 2003	44,50	44,79	DQ	45,03	2	1	3	2
WC 2005	43,93	44,44	45,46	46,06	1	0	4	2
WC 2007	43,45	44,32	45,4	44,86	2	0	3	3
OG 1996	43,49	44,53	DNF	45,04	2	1	2	1
OG 2000	43,84	44,7	45,55	45,53	1	0	1	4
OG 2004	44,00	44,42	45,55	45,08	1	0	2	3
OG 2008	43,75	44,8	45,39	44,91	3	0	1	5
EC 1998	44,52	45,14	45,93					0
EC 2002	45,14	45,28	46,21					1
EC 2006	45,02	45,4	46,23	45,67			1	0

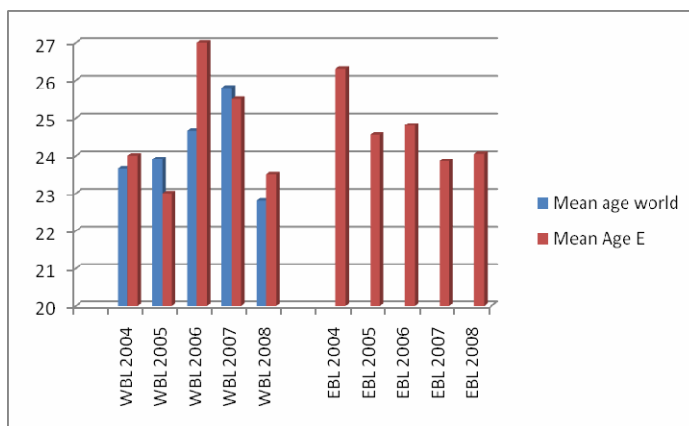
Best lists



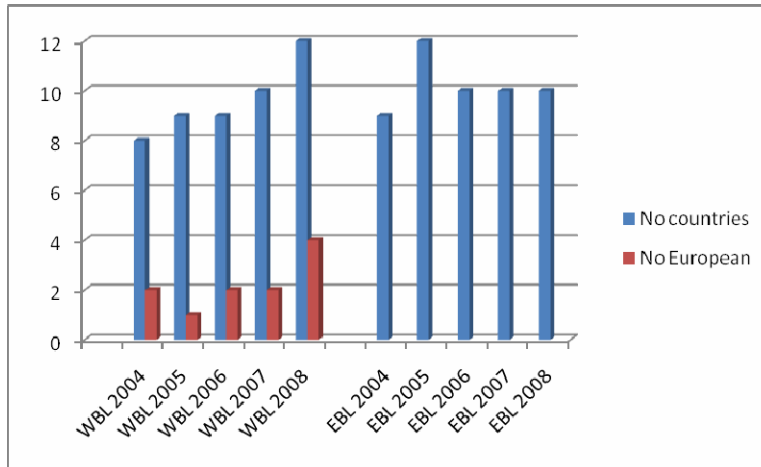
Championships



Age



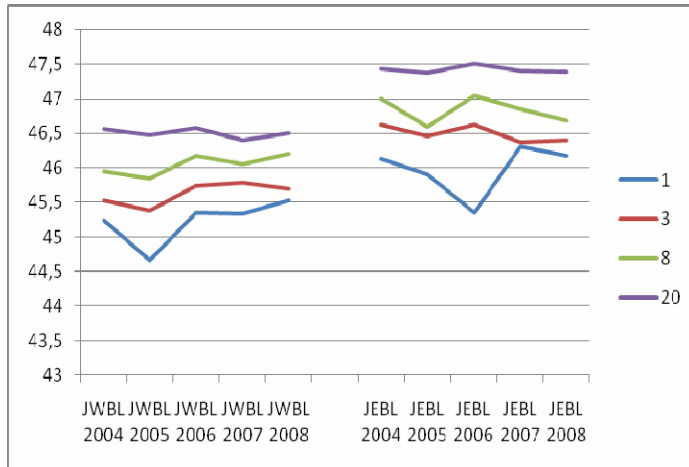
Countries



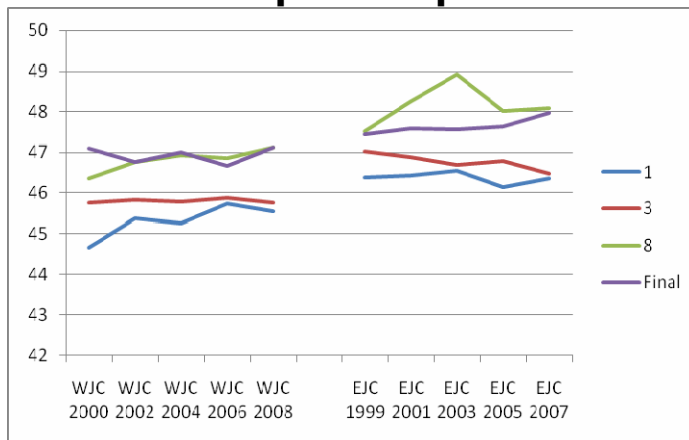
JUNIORS

	1	3	8	20	No countries	No European	
JWBL							
2004	45,25	45,53	45,94	46,56	12	2	
JWBL							
2005	44,66	45,38	45,84	46,47	12	3	
JWBL							
2006	45,35	45,74	46,17	46,58	12	2	
JWBL							
2007	45,33	45,79	46,05	46,40	12	3	
JWBL							
2008	45,53	45,70	46,21	46,51	9	4	
JEBL 2004	46,13	46,63	47,00	47,44	13		
JEBL 2005	45,90	46,47	46,60	47,37	11		
JEBL 2006	45,35	46,63	47,05	47,51	7		
JEBL 2007	46,31	46,38	46,85	47,41	9		
JEBL 2008	46,18	46,40	46,68	47,39	10		
	1	3	8	Final	No E	Medal E	Number PB
WJC 2000	44,66	45,77	46,37	47,10	1	0	7
WJC 2002	45,37	45,84	DNF	46,77	2	0	2
WJC 2004	45,25	45,79	46,95	47,02	1	0	3
WJC 2006	45,74	45,87	46,87	46,68	2	1	3
WJC 2008	45,53	45,76	DQ	47,13	3	0	2
EJC 1999	46,38	47,03	47,52	47,44			
EJC 2001	46,43	46,88	48,26	47,58			
EJC 2003	46,54	46,69	48,92	47,56			
EJC 2005	46,14	46,79	48,01	47,63			
EJC 2007	46,34	46,49	48,08	47,97			

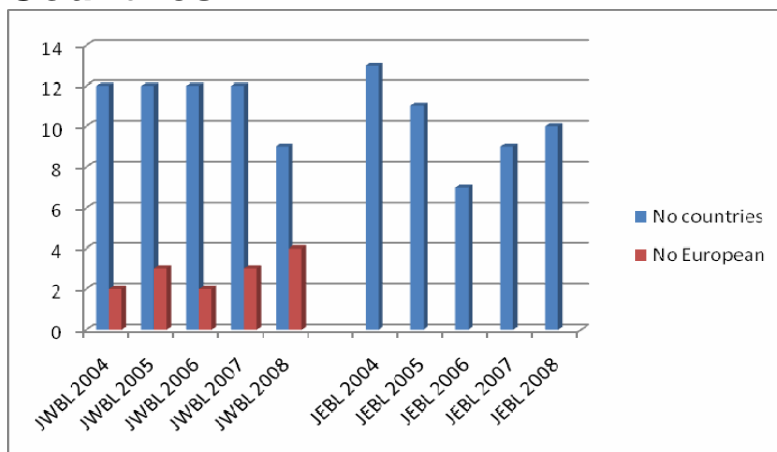
Junior best lists



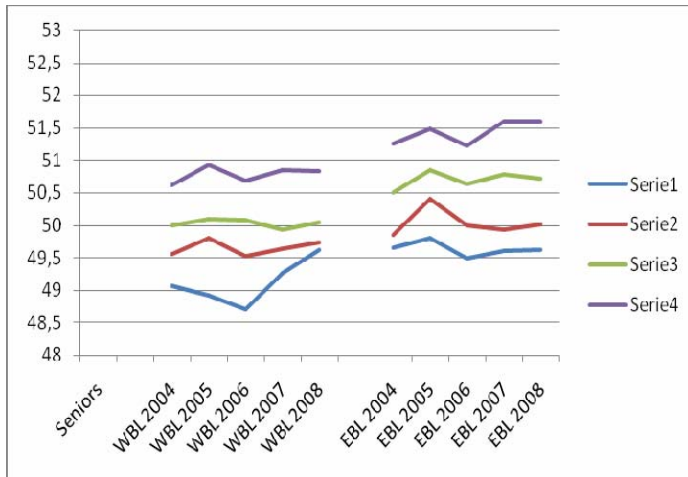
Junior championships



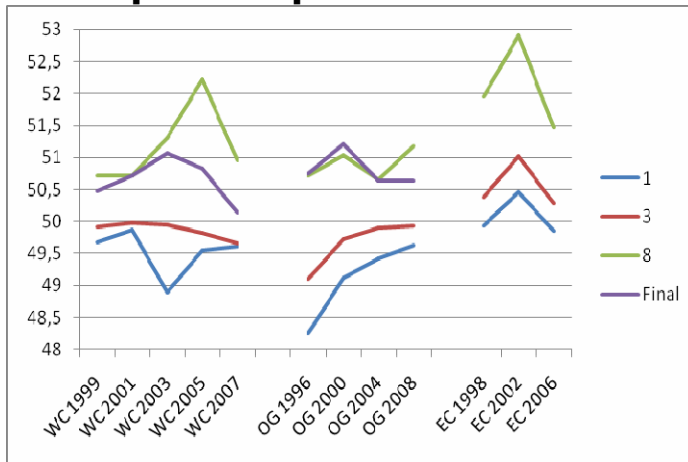
Countries



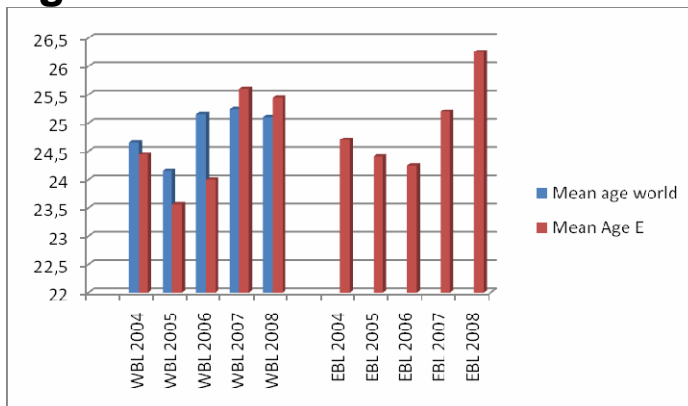
Best lists



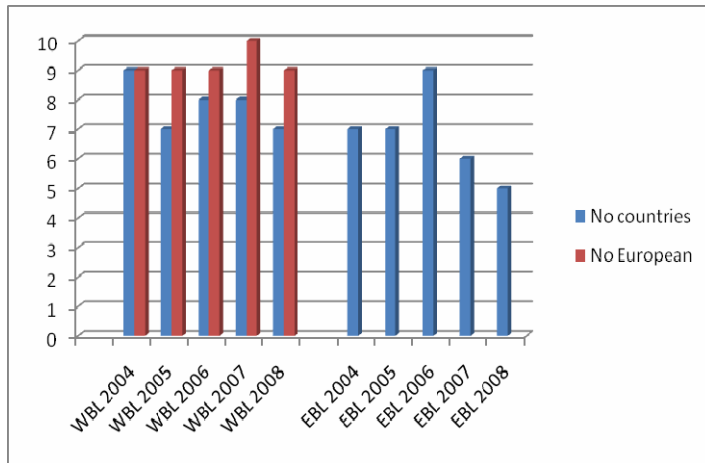
Championships



Age



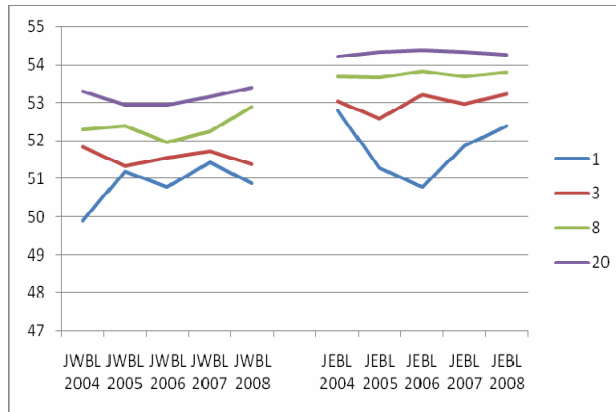
Countries



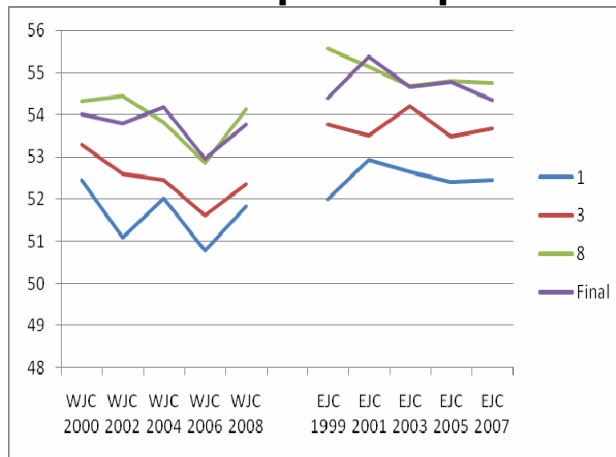
JUNIORS

	1	3	8	20	No countries	No European	
JWBL 2004	49,89	51,83	52,29	53,29	10	4	
JWBL 2005	51,19	51,34	52,38	52,93	11	5	
JWBL 2006	50,78	51,56	51,96	52,94	8	2	
JWBL 2007	51,44	51,72	52,24	53,15	11	4	
JWBL 2008	50,89	51,39	52,90	53,38	11	3	
JEBL 2004	52,81	53,02	53,67	54,22	13		
JEBL 2005	51,30	52,58	53,66	54,34	12		
JEBL 2006	50,78	53,19	53,82	54,38	8		
JEBL 2007	51,88	52,95	53,68	54,32	9		
JEBL 2008	52,40	53,22	53,80	54,27	12		
	1	3	8	Final	No E	Medal E	Number PB
WJC 2000	52,45	53,3	54,32	54,02	5	1	2
WJC 2002	51,10	52,61	54,44	53,80	4	0	3
WJC 2004	52,04	52,45	53,82	54,19	3	0	3
WJC 2006	50,78	51,62	52,87	52,97	2	1	2
WJC 2008	51,84	52,36	54,12	53,78	2	0	0
EJC 1999	52,00	53,78	55,56	54,41			
EJC 2001	52,94	53,52	55,13	55,39			
EJC 2003	52,65	54,21	54,69	54,68			
EJC 2005	52,42	53,48	DQ	54,80			
EJC 2007	52,45	53,68	54,75	54,37			

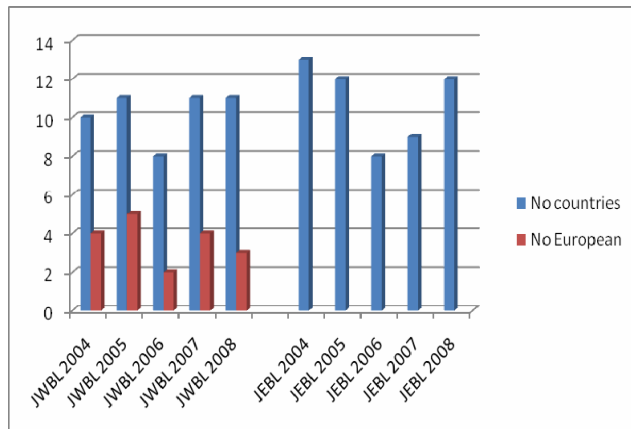
Junior best lists



Junior championships



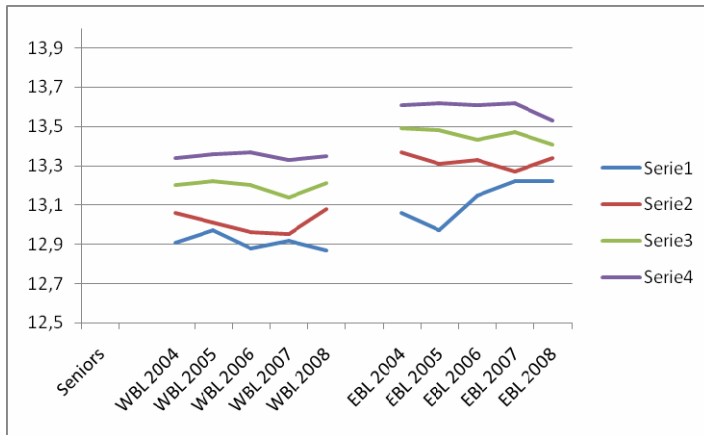
Countries



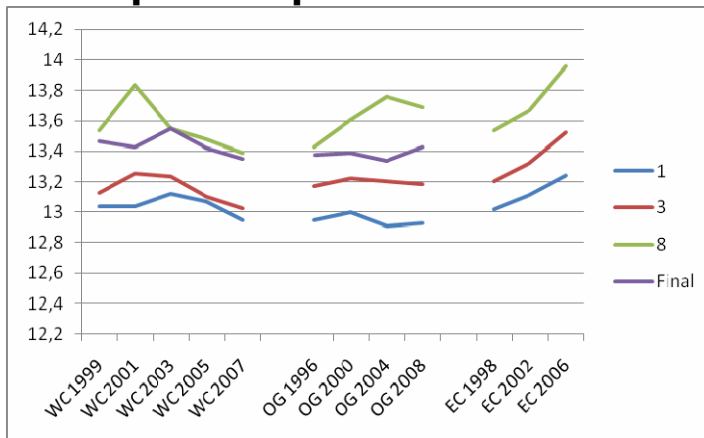
Men – 110m hurdles

Seniors	1	3	8	20	No countries	No European	Mean age world	Mean Age E
WBL 2004	12,91	13,06	13,20	13,34	8	2	27	23
WBL 2005	12,97	13,01	13,22	13,36	7	3	25,7	24
WBL 2006	12,88	12,96	13,20	13,37	10	5	26,1	25,2
WBL 2007	12,92	12,95	13,14	13,33	8	4	26,75	25,5
WBL 2008	12,87	13,08	13,21	13,35	6	3	25,6	23
EBL 2004	13,06	13,37	13,49	13,61	13			26,6
EBL 2005	12,97	13,31	13,48	13,62	14			27,55
EBL 2006	13,15	13,33	13,43	13,61	13			25,1
EBL 2007	13,22	13,27	13,47	13,62	16			24,9
EBL 2008	13,22	13,34	13,41	13,53	14			25,3
					No		Number last	
	1	3	8	Final	E	Medal E	Number PB	time
WC 1999	13,04	13,12	13,54	13,47	4	1	4	2
WC 2001	13,04	13,25	13,84	13,43	2	0	4	4
WC 2003	13,12	13,23	DQ	13,55	0	0	1	2
WC 2005	13,07	13,10	13,48	13,42	1	1	0	5
WC 2007	12,95	13,02	13,39	13,35	2	0	4	3
OG 1996	12,95	13,17	13,43	13,38	2	1	0	3
OG 2000	13,00	13,22	13,61	13,39	3	0	2	3
OG 2004	12,91	13,20	13,76	13,34	2	0	2	2
OG 2008	12,93	13,18	13,69	13,43	3	0	1	4
EC 1998	13,02	13,20	13,54					4
EC 2002	13,11	13,32	13,67					4
EC 2006	13,24	13,52	13,96	13,68			0	2

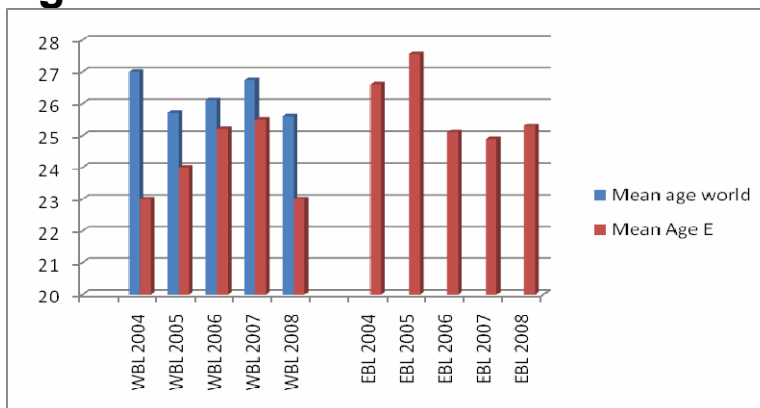
Best lists



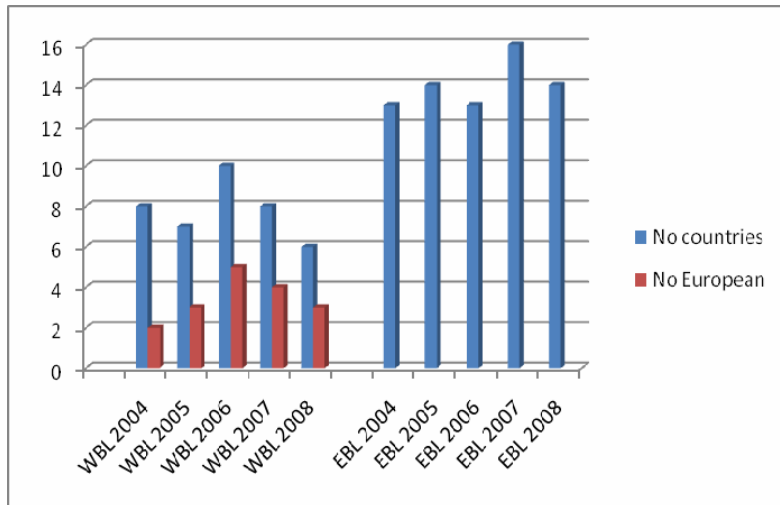
Championships



Age



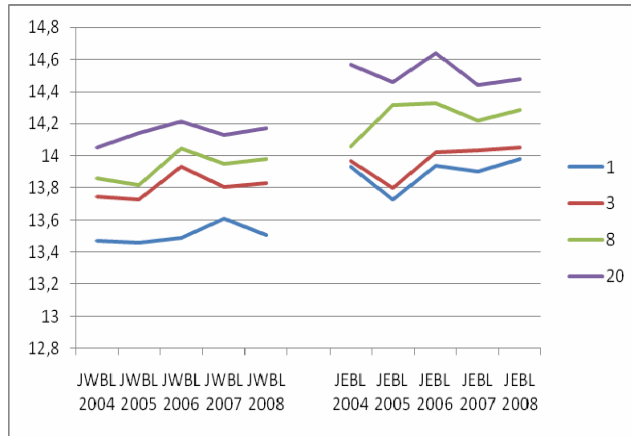
Countries



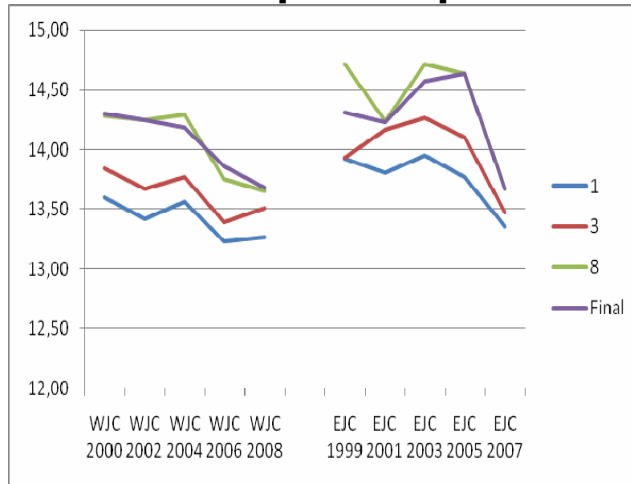
JUNIORS

	1	3	8	20	No countries	No European	
JWBL 2004	13,47	13,75	13,86	14,05	12	6	
JWBL 2005	13,46	13,73	13,82	14,14	10	6	
JWBL 2006	13,49	13,93	14,05	14,21	10	7	
JWBL 2007	13,61	13,81	13,95	14,13	11	5	
JWBL 2008	13,51	13,83	13,98	14,17	9	4	
JEBL 2004	13,93	13,97	14,06	14,57	10		
JEBL 2005	13,73	13,80	14,32	14,46	8		
JEBL 2006	13,94	14,02	14,33	14,64	9		
JEBL 2007	13,90	14,03	14,22	14,44	12		
JEBL 2008	13,98	14,05	14,29	14,48	13		
	1	3	8	Final	No E	Medal E	Number PB
WJC 2000	13,60	13,84	14,28	14,30	5	2	1
WJC 2002	13,42	13,67	DNF	14,24	2	0	0
WJC 2004	13,56	13,77	14,29	14,18	2	0	0
WJC 2006	13,23	13,39	13,75	13,86	6	3	4
WJC 2008	13,27	13,51	13,65	13,68	4	1	4
EJC 1999	13,92	13,93	14,71	14,31			
EJC 2001	13,81	14,16	DNF	14,23			
EJC 2003	13,95	14,26	14,71	14,57			
EJC 2005	13,77	14,10	DNF	14,63			
EJC 2007	13,36	13,47	DSQ	13,67			

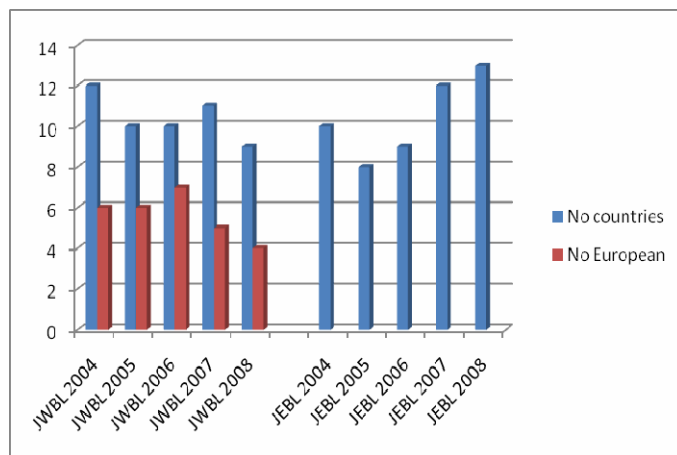
Junior best lists



Junior championships



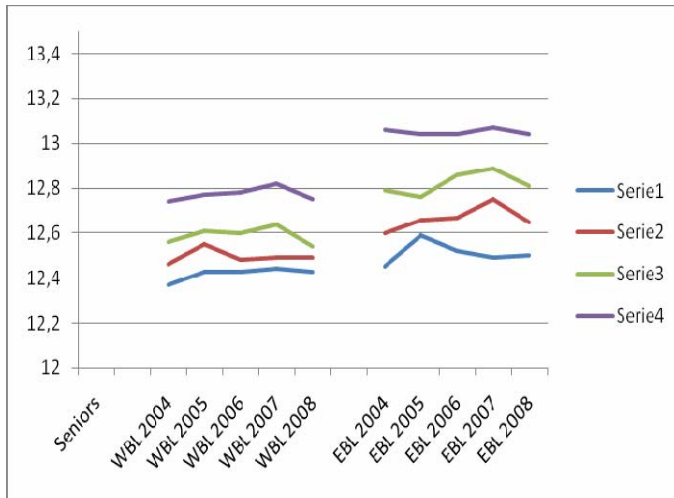
Countries



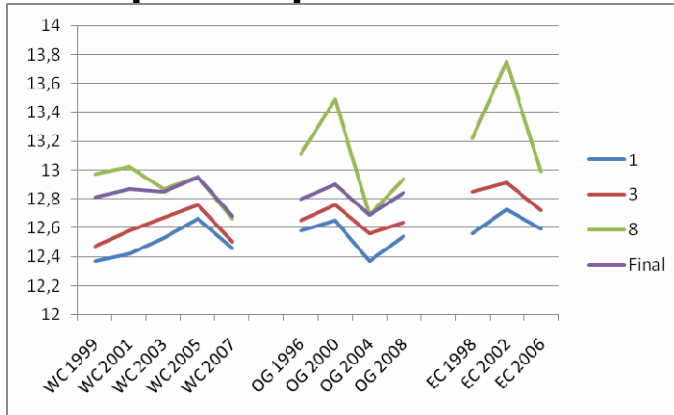
Women - 100m hurdles

Seniors	1	3	8	20	No countries	No European	Mean age world	Mean Age E
WBL 2004	12,37	12,46	12,56	12,74	8	6	26,5	25,66
WBL 2005	12,43	12,55	12,61	12,77	10	9	27,55	27,56
WBL 2006	12,43	12,48	12,60	12,78	10	6	26,65	26,66
WBL 2007	12,44	12,49	12,64	12,82	9	4	25,9	23,25
WBL 2008	12,43	12,49	12,54	12,75	9	3	26,3	25,67
EBL 2004	12,45	12,60	12,79	13,06	10			27,6
EBL 2005	12,59	12,66	12,76	13,04	11			26,45
EBL 2006	12,52	12,67	12,86	13,04	12			26,45
EBL 2007	12,49	12,75	12,89	13,07	15			25,25
EBL 2008	12,50	12,65	12,81	13,04	12			25,45
	1	3	8	Final	No E	Medal E	Number PB	Number last time
WC 1999	12,37	12,47	12,97	12,81	3	1	3	4
WC 2001	12,42	12,58	13,02	12,87	2	0	5	2
WC 2003	12,53	12,67	12,87	12,85	3	0	1	2
WC 2005	12,66	12,76	DQ	12,95	4	0	0	2
WC 2007	12,46	12,50	12,66	12,68	1	0	4	3
OG 1996	12,58	12,65	13,11	12,80	4	3	1	2
OG 2000	12,65	12,76	13,49	12,90	2	0	0	3
OG 2004	12,37	12,56	DNF	12,69	3	1	2	2
OG 2008	12,54	12,64	12,94	12,84	1	0	1	2
EC 1998	12,56	12,85	13,22					3
EC 2002	12,73	12,91	13,75					2
EC 2006	12,59	12,72	12,99	13,04			1	2

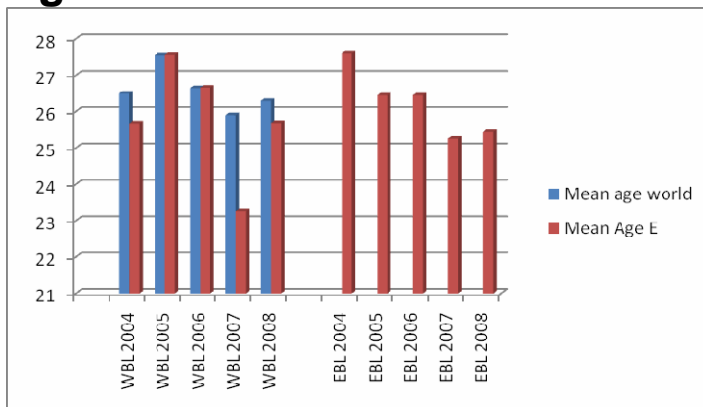
Best lists



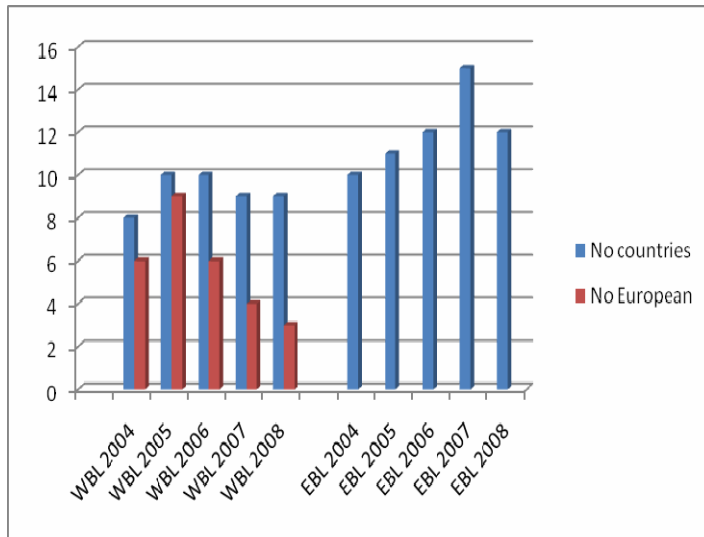
Championships



Age



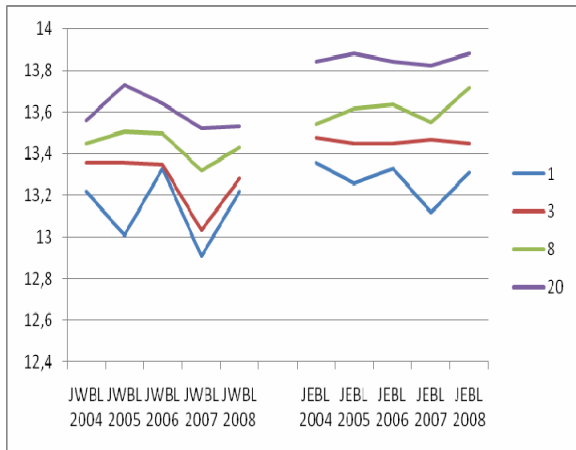
Countries



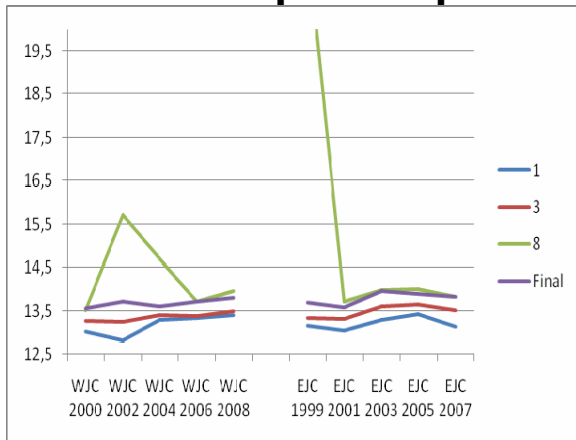
JUNIORS

	1	3	8	20	No countries	No European	
JWBL 2004	13,22	13,36	13,45	13,56	10	9	
JWBL 2005	13,01	13,36	13,51	13,73	16	10	
JWBL 2006	13,33	13,35	13,50	13,64	10	7	
JWBL 2007	12,91	13,03	13,32	13,52	7	6	
JWBL 2008	13,22	13,28	13,43	13,53	10	2	
JEBL 2004	13,36	13,48	13,54	13,84	12		
JEBL 2005	13,26	13,45	13,62	13,88	11		
JEBL 2006	13,33	13,45	13,64	13,84	10		
JEBL 2007	13,12	13,47	13,55	13,82	10		
JEBL 2008	13,31	13,45	13,72	13,88	14		
	1	3	8	Final	No E	Medal E	Number PB
WJC 2000	13,02	13,27	13,5	13,55	4	3	4
WJC 2002	12,81	13,23	15,7	13,72	5	2	0
WJC 2004	13,28	13,40	14,69	13,6	6	2	1
WJC 2006	13,33	13,37	DNF	13,72	4	2	4
WJC 2008	13,40	13,49	13,96	13,79	2	0	1
EJC 1999	13,16	13,34	22,06	13,68			
EJC 2001	13,04	13,30	13,71	13,58			
EJC 2003	13,28	13,59	13,99	13,96			
EJC 2005	13,41	13,65	14,00	13,89			
EJC 2007	13,12	13,50	DSQ	13,82			

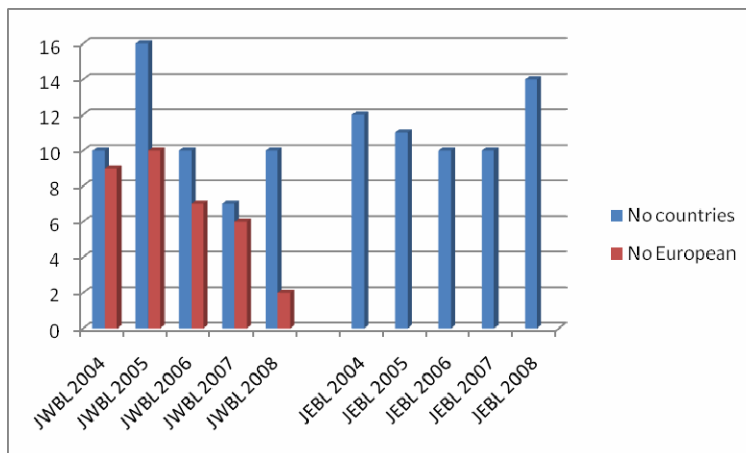
Junior best lists



Junior championships



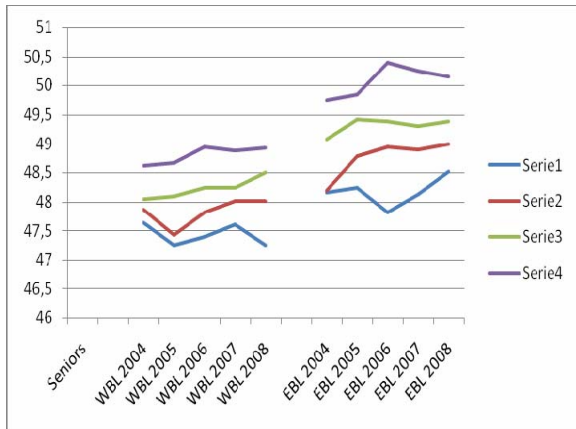
Countries



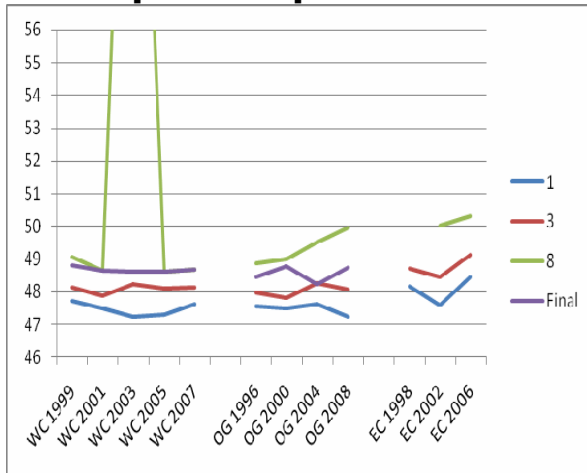
Men – 400m hurdles

Seniors	1	3	8	20	No countries	No European	Mean age world	Mean Age E
WBL 2004	47,63	47,86	48,05	48,61	10	4	25,35	26,5
WBL 2005	47,24	47,43	48,10	48,66	8	2	24,85	26,5
WBL 2006	47,39	47,82	48,25	48,95	10	3	25,35	26,66
WBL 2007	47,61	48,01	48,24	48,88	10	2	26	27
WBL 2008	47,25	48,02	48,50	48,93	7	2	24,8	28
EBL 2004	48,16	48,19	49,08	49,74	12			26,95
EBL 2005	48,24	48,78	49,41	49,84	12			25,95
EBL 2006	47,82	48,95	49,38	50,40	9			26,55
EBL 2007	48,12	48,90	49,31	50,25	11			25,75
EBL 2008	48,52	49,00	49,39	50,16	11			25,55
	1	3	8	Final	No E	Medal E	Number PB	Number last time
WC 1999	47,72	48,13	49,06	48,80	4	3	5	3
WC 2001	47,49	47,89	DQ	48,64	5	1	4	3
WC 2003	47,25	48,24	72,1	48,60	2	1	3	2
WC 2005	47,30	48,10	DNF	48,60	1	0	3	4
WC 2007	47,61	48,12	DNF	48,66	2	1	3	3
OG 1996	47,54	47,96	48,87	48,45	2	0	1	0
OG 2000	47,50	47,81	49,01	48,76	3	0	4	2
OG 2004	47,63	48,26	49,51	48,24	2	0	1	2
OG 2008	47,25	48,06	49,96	48,75	2	0	3	4
EC 1998	48,17	48,71	DNF					1
EC 2002	47,58	48,46	50,02					4
EC 2006	48,46	49,12	50,31	50,22			1	0

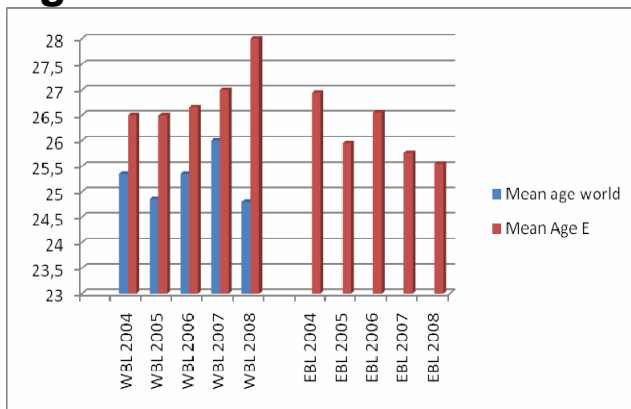
Best lists



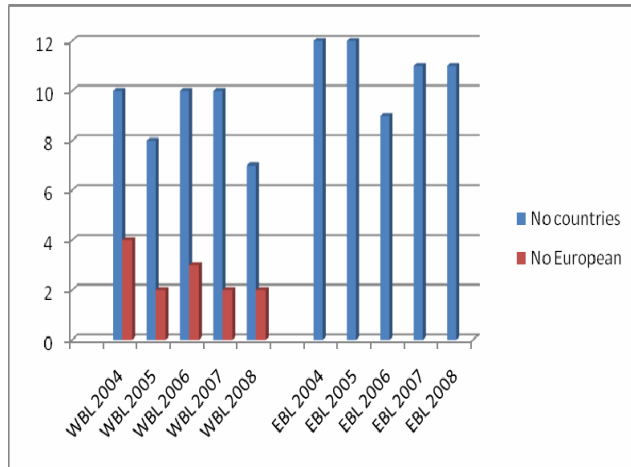
Championships



Age



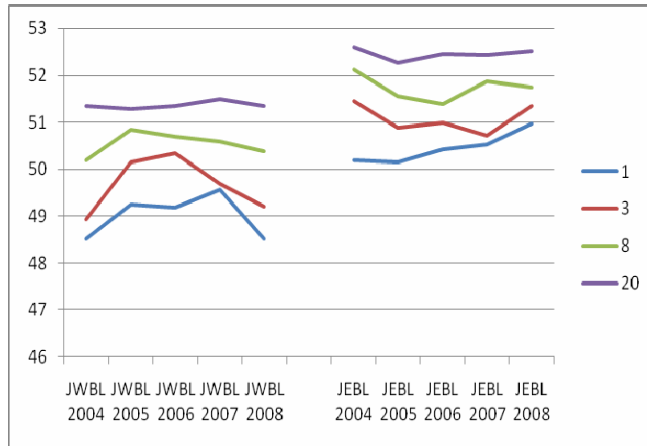
Countries



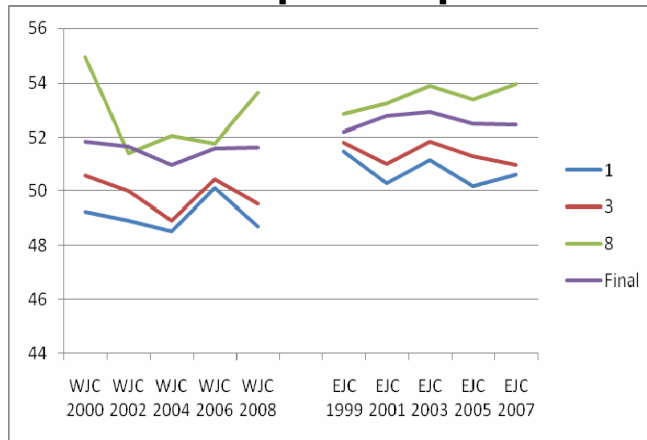
JUNIORS

	1	3	8	20	No countries	No European	
JWBL 2004	48,51	48,94	50,20	51,35	14	2	
JWBL 2005	49,25	50,15	50,84	51,28	11	3	
JWBL 2006	49,19	50,34	50,70	51,34	12	7	
JWBL 2007	49,56	49,70	50,60	51,50	10	6	
JWBL 2008	48,52	49,22	50,39	51,35	9	3	
JEBL 2004	50,20	51,46	52,12	52,61	13		
JEBL 2005	50,15	50,89	51,55	52,27	13		
JEBL 2006	50,43	51,00	51,40	52,47	14		
JEBL 2007	50,53	50,72	51,86	52,44	11		
JEBL 2008	50,97	51,35	51,75	52,53	9		
	1	3	8	Final	No E	Medal E	Number PB
WJC 2000	49,23	50,58	54,95	51,83	4	1	2
WJC 2002	48,89	50,00	51,42	51,63	2	0	3
WJC 2004	48,51	48,94	52,07	50,96	1	0	4
WJC 2006	50,08	50,43	51,76	51,57	4	1	5
WJC 2008	48,68	49,56	53,63	51,60	1	0	5
EJC 1999	51,46	51,80	52,85	52,19			
EJC 2001	50,26	51,00	53,24	52,76			
EJC 2003	51,15	51,83	53,87	52,90			
EJC 2005	50,15	51,31	53,38	52,46			
EJC 2007	50,60	50,99	53,95	52,43			

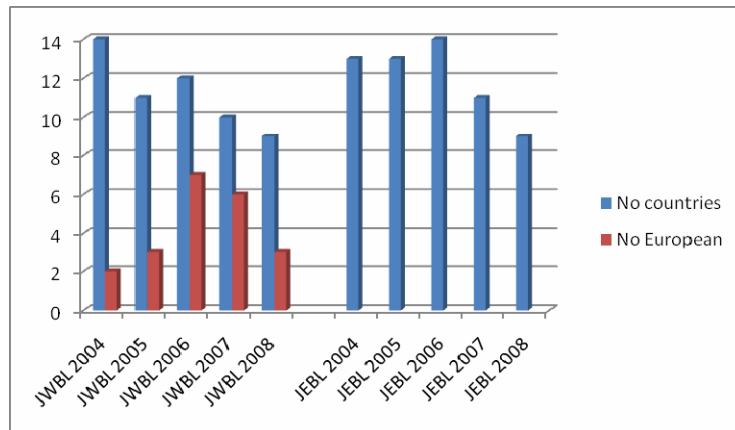
Junior best lists



Junior championships



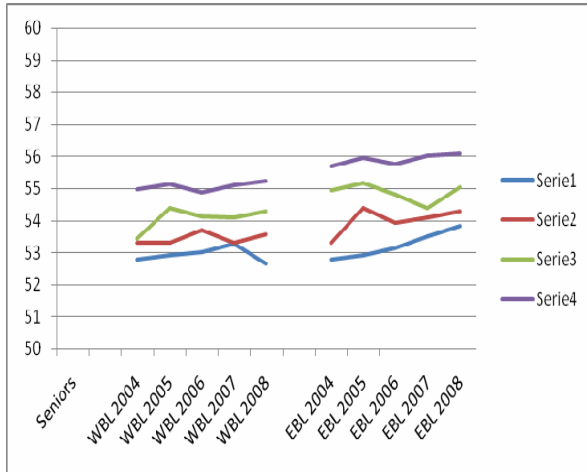
Countries



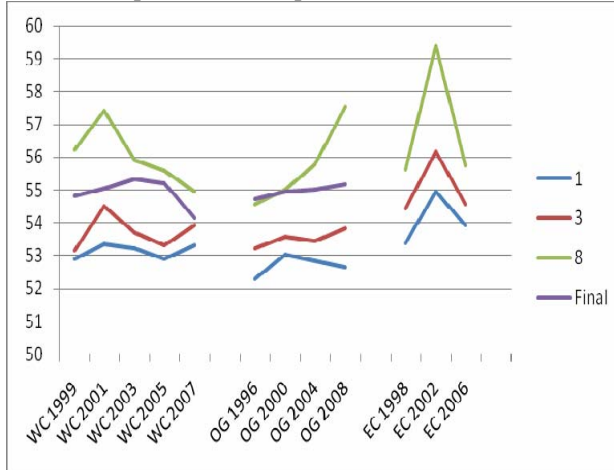
Women – 400 metres hurdles

Seniors	1	3	8	20	No countries	No European	Mean age world	Mean Age E
WBL 2004	52,77	53,31	53,43	54,99	12	8	26,7	28,625
WBL 2005	52,90	53,32	54,39	55,14	10	7	26,7	28
WBL 2006	53,02	53,71	54,12	54,88	11	8	26,4	27,875
WBL 2007	53,28	53,31	54,08	55,12	12	10	25,8	29,4
WBL 2008	52,64	53,58	54,29	55,24	10	10	25,55	26,9
EBL 2004	52,77	53,32	54,94	55,70	9			26,55
EBL 2005	52,90	54,39	55,16	55,95	9			25,8
EBL 2006	53,14	53,93	54,80	55,75	10			26,65
EBL 2007	53,50	54,08	54,40	56,03	11			27,4
EBL 2008	53,84	54,29	55,05	56,09	11			26,25
	1	3	8	Final	No E	Medal E	Number PB	Number last time
WC 1999	52,89	53,16	56,24	54,81	1	0	5	5
WC 2001	53,34	54,51	57,42	55,04	2	1	1	4
WC 2003	53,22	53,71	55,90	55,33	4	1	3	2
WC 2005	52,90	53,32	55,58	55,20	4	1	4	2
WC 2007	53,31	53,92	54,94	54,15	4	2	2	3
OG 1996	52,28	53,22	54,57	54,72	3	0	2	1
OG 2000	53,02	53,57	55,00	54,95	5	1	5	4
OG 2004	52,82	53,44	55,79	55,02	5	3	0	4
OG 2008	52,64	53,84	57,55	55,17	5	1	4	3
EC 1998	53,37	54,45	55,61					3
EC 2002	54,95	56,18	59,39					1
EC 2006	53,93	54,55	55,74	55,34			2	0

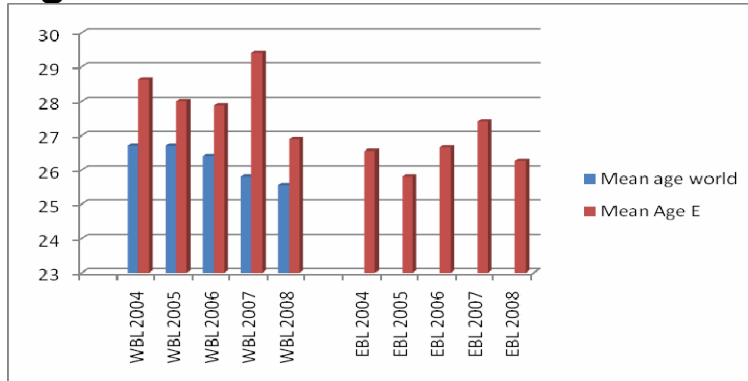
Best lists



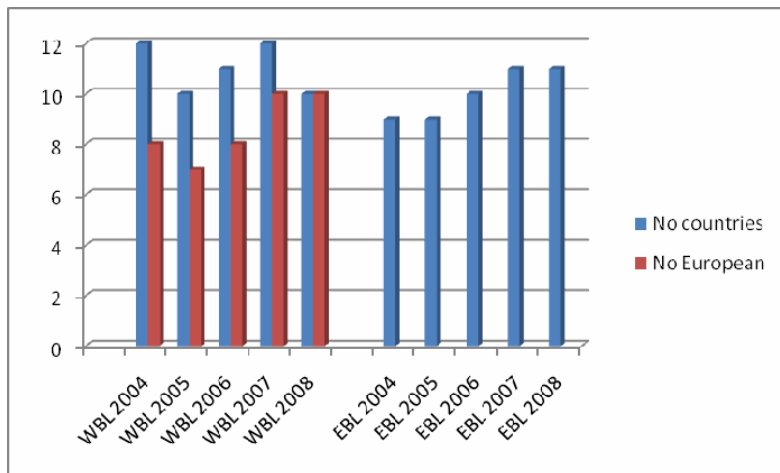
Championships



Age



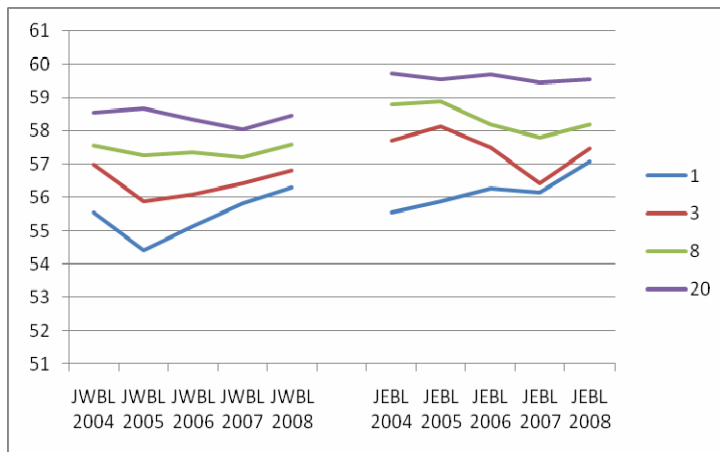
Countries



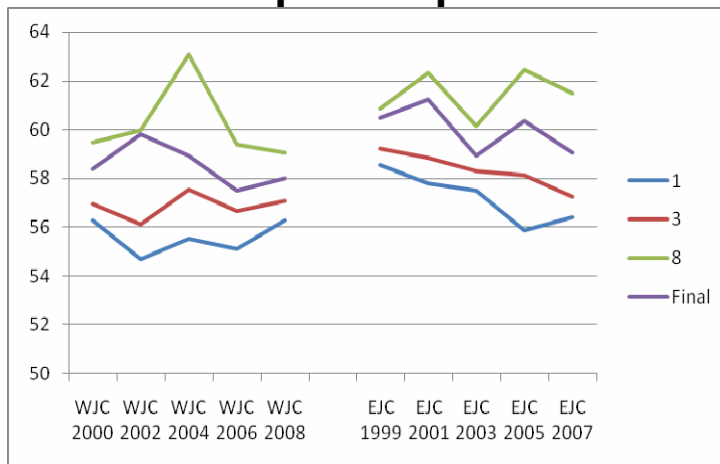
JUNIORS

	1	3	8	20	No countries	No European	
JWBL 2004	55,55	57,00	57,56	58,56	11	6	
JWBL 2005	54,40	55,89	57,25	58,69	9	5	
JWBL 2006	55,11	56,09	57,35	58,34	13	8	
JWBL 2007	55,81	56,42	57,20	58,05	10	8	
JWBL 2008	56,29	56,82	57,58	58,46	11	10	
JEBL 2004	55,55	57,69	58,78	59,72	9		
JEBL 2005	55,89	58,12	58,88	59,53	11		
JEBL 2006	56,28	57,51	58,19	59,68	10		
JEBL 2007	56,14	56,42	57,79	59,44	12		
JEBL 2008	57,08	57,46	58,20	59,55	12		
	1	3	8	Final	No E	Medal E	Number PB
WJC 2000	56,27	56,96	59,49	58,40	4	1	1
WJC 2002	54,70	56,14	59,97	59,83	2	0	4
WJC 2004	55,55	57,54	63,10	58,96	4	2	4
WJC 2006	55,11	56,67	59,37	57,52	2	0	2
WJC 2008	56,29	57,08	59,05	58,04	5	1	5
EJC 1999	58,55	59,21	60,86	60,47			
EJC 2001	57,78	58,83	62,33	61,24			
EJC 2003	57,52	58,30	60,15	58,94			
EJC 2005	55,89	58,12	62,47	60,36			
EJC 2007	56,42	57,27	61,50	59,07			

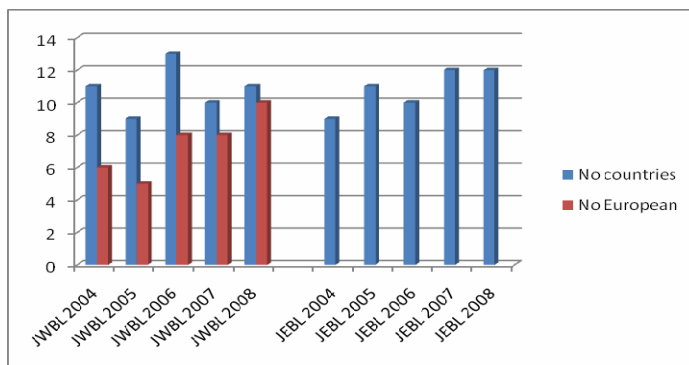
Junior best lists



Junior championships



Countries



Individual Performance Trends 2008

Athlete	Event	SB	competitions	competitions
			indoors	outdoors
Usain Bolt	200 m	19,30	0	10
Christian Malcolm	200 m	20,25	4 - 60 m	14
Dayron Robles	110 m h	12,87	15 - 60 mh	17
Ladji Doucoure	110 m h	13,22	2 - 60 mh	13
Veronica Campbell Brown	200 m	21,74	0	11
Anastasiya Kapachinskaya	200 m	22,48	5 - 200m, 3 - 400 m	8
Lolo Jones	100 m h	12,43	15 - 60 mh	22
Josephine Onyia	100 m h	12,5	5 - 60 m, 8 - 60 mh	21

Athlete	Event	SB	2 % range	Other event	OG
Usain Bolt	200 m	19,30	2 out of 10	14 - 100 m	1
Christian Malcolm	200 m	20,25	8 out of 14	15 - 100 m	5
Dayron Robles	110 m h	12,87	10 out of 17	0	1
Ladji Doucoure	110 m h	13,22	7 out of 13	0	4
Veronica Campbell Brown	200 m	21,74	3 out of 11	13 - 100 m	1
Anastasiya Kapachinskaya	200 m	22,48	5 out of 8	13 - 400 m	-
Lolo Jones	100 m h	12,43	12 out of 22	0	7
Josephine Onyia	100 m h	12,5	10 out of 21	2 - 100 m	5 semi 1

